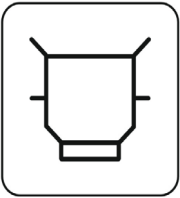




Philips LED Lamps Portfolio

LED Lamp Basics

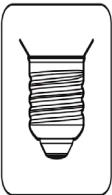
Base Caps



B22



E27



E14



Shapes



A shaped



Candle Shaped



ST 64



G 95 Globe



T-Shaped

Key Common Features for Philips LED Lamps



Philips AceSaver

- ❑ Best in class Eye comfort technology which reduces glare
- ❑ Fire retardant material as per BIS requirement
- ❑ Available in B22 & E27 Caps , in CDL & WW
- ❑ You can buy wattage basis size of your room – A store room can have a 7W , but a small bedroom can work with a 9W
- ❑ High Voltage protection **upto 360V** and against **surges up to 4kV**



Philips AceSaver 3W – 10W

Product Range



3W

5W

7W

9W

10W





Philips AceSaver 3W-10W

Specification



AceSaver

Power		3W	5W	7W	9W	10W
Rated Lumens CDL		315	525	630	825	950
Rated Lumens WW		270	450	630	825	✗
Rated Lumens NW		✗	✗	✗	✗	950
Shape		A50	A55	A55	A60	A60
Color Temperature (CCT)	CW	✓	✓	✓	✓	✓
	WW	✓	✓	✓	✓	✗
	NW	✗	✗	✗	✗	✓
Base Cap	 B22	CDL WW	CDL WW	CDL WW	CDL WW	CDL NW
	 E27	CDL WW	CDL WW	CDL WW	CDL WW	NW
Warranty		1 year	1 year	1 year	1 year	1 year
THD		<50	<30	<30	<30	<30
Power Factor		> 0.9	> 0.9	> 0.9	> 0.9	> 0.9
Lifetime (in hours)		10k	10k	10k	10k	10k
CRI		80	80	80	80	80
Approbation		BIS +BEE				
5	RoHS Compliant	Yes				
	Fire Retardant as per BIS					
	Eye Comfort					



Philips AceBright

- ❑ The High wattage bulbs give you more light and help in energy savings
- ❑ Best in class Eye comfort technology which reduces glare
- ❑ Fire retardant material as per BIS requirement
- ❑ Available in B22 & E27 Caps , in CDL & WW
- ❑ You can buy wattage basis size of your room size – A bedroom can work with a 12W, living room can work with 16W..covered balcony with 26W..
- ❑ High Voltage protection **upto 360V** and against **surges up to 4kV**



Philips AceBright 12W – 26W Product Range



12W



7

14W



16W



18W



22W



26W



Signify

Philips AceBright 12W-26W Specification



Power		12W		14W		16W		18W		22W		26W	
Lumens (upto)		1080		1260		1440		1620		1980		2340	
Shape		A60		A70		A70		A70		A80		A80	
Color Temperature (CCT)	CW	✓		✓		✓		✓		✓		✓	
	WW	✓		✓		✓		✓		✓		✓	
Base Cap		B22	CDL	WW	CDL	WW	CDL	WW	CDL	WW	CDL	WW	CDL
		E27	CDL	WW	CDL	WW	CDL	WW	CDL	WW	CDL	WW	CDL
Warranty		1 year		1 year		1 year		1 year		1 year		1 year	
THD													
Power Factor		> 0.9		> 0.9		> 0.9		> 0.9		> 0.9		> 0.9	
Lifetime (in hours)		10k		10k		10k		10k		10k		10k	
CRI		80		80		80		80		80		80	
Approbation						BIS							
RoHS Compliant Fire Retardant Eye Comfort		Yes											

Philips StellarBright Inverter Lamps

- ❑ If power is available, switching ON the Inverter LED Light will produce 100% light output, equivalent to the AC lumens.
- ❑ If the main power supply is cut off but the switch is still ON, the Inverter LED Light will continue to emit light, at a reduced level of 30-50% brightness.
- ❑ The battery will automatically recharge if the switch is ON when the main power supply returns.
- ❑ Application – Back up light mode during Power Outages



Philips StellarBright Inverter Lamps

Product Range

9W




12W



T-bulb 10W



StellarBright Inverter Lamps Specification

Power	9W	12W	T-Bulb 10W	T beamer emergency 20w
AC Lumens (upto)	1260	1440	1980	2340
DC Lumens (upto)				
Back up hours (upto)	4 hours	4 hours	4 hours	4 hours
Shape				
Color Temperature (CCT)	CW	✓	✓	✓
Base Cap	 B22	CDL	CDL	CDL
Warranty	1 year	1 year	1 year	1 year
THD				
Power Factor	> 0.9	> 0.9	> 0.9	> 0.9
Lifetime (in hours)	10k	10k	10k	10k
CRI	80	80	80	80
Approbation		BIS		
RoHS Compliant Fire Retardant Eye Comfort		YES		

Philips StellarBright T-BULB

- ☐ Hassle free plug and play
- ☐ Swivel body action for better focus
- ☐ Rotate body action for accurate angle
- ☐ Multiple usage – on ceiling & wall
- ☐ Choose a T bulb for much better light spread than a regular bulb – with a strong brightness offering
- ☐ Install it yourself – No need for electrician
- ☐ Choose from any of the wattages as per your need – available from 10w to 40W – use from store room to living room to Outdoor – as per your requirement
- ☐ Do not need to even remove holder , get painting done like you would have to in case of batten – Just plug and play



Philips StellarBright T-Bulb Specification



Shape	T-Bulb Linear					T-bulb Curvy			T-beamer	
Power	12W	14W	20W	30W	40W	12W	14W	18w	20W	25W
Color Temperature (CCT)	CW	✓	✓	✓	✓	✓	✓	✓	✓	✓
Base Cap	B22	CDL	CDL	CDL	CDL	CDL	CDL	CDL	CDL	CDL
Warranty	1 year	1 year	1 year	1 year	1 year	1 year	1 year	1 year	1 year	1 year
Power Factor	> 0.9	> 0.9	> 0.9	> 0.9	> 0.9	> 0.9	> 0.9	> 0.9	> 0.9	> 0.9
Lifetime (in hours)	10k	10k	10k	10k	10k	10k	10k	10k	10k	10k
CRI	80	80	80	80	80	80	80	80	80	80

Approbation

BIS

RoHS
Compliant
Fire
Retardant
Eye Comfort

Yes



Signify

Philips Filament Lamps



Vintage-styled bulb fitted with high-quality LED technology, ideal for home use.
True warm white light to create a cozy environment to your living space.

Philips Filament Lamp Range (Glass Lamps)

A60




ST64



Candle



G95



Philips Filament Lamp Range

Shape			ST64					Candle		G95
	A60									
Power	4W	8W	4W	8W	4W	4W	4W	4W	4W	8W
Glass	Clear	Clear	Clear	Clear	Amber	Amber	Clear	Clear	Diffused	
Color Temperature (CCT)	WW	WW	WW	WW	WW	WW	Green / Blue / Orange	WW CDL	WW CDL	✓
Lumens										
Base Cap	E27	E27	E27	E27	E27	E27	E27	E27 E14	E27 E14	E27
Warranty	1 year	1 year	1 year	1 year	1 year	1 year	1 year	1 year	1 year	1 year
THD										
Power Factor	> 0.9	> 0.9	> 0.9	> 0.9	> 0.9	> 0.9	> 0.9	> 0.9	> 0.9	> 0.9
Lifetime (in hours)	10k	10k	10k	10k	10k	10k	10k	10k	10k	10k
CRI	80	80	80	80	80	80	80	80	80	80
Approbation	BIS									
RoHS Compliant										
Fire Retardant	Yes									
Eye Comfort										

Philips Full Glow glass lamps



Sustainable Light

Reduced plastic
content

Full Glass
Diffuser

Differentiated Offer

360° light output

Better Aesthetics

Improved Illumination

Softer on eyes

No shadow on
the wall

Application :

Pendant light, Wall light, Chandeliers, Cord Sets, Ceiling light & Retrofit application in any bulb holder

Philips Full Glow Lamps Range (Glass Lamps)

9W



Night Lamps

Deco Mini



- ❑ 0.5W consumption only – Choose from a deco mini B22 variant or a plug and play Joy vision
- ❑ Deco Mini available in 8 colors and Joy vision in 3 colors
- ❑ Use for Mandir room/Puja Room , as a night lamp or for decoration purposes
- ❑ Use the color for decoration in festivals

Joy vision



Night Lamps

Deco Mini



Joy vision



Value Added Lamps

Motion Sensing



Scene Switch



With three distinct color temperatures that you can switch between with the flick of a switch, you can create the **perfect** **ambiance** for any occasion.

Customize your lighting experience like never before!

Signify